

WHSProStation Android app



Take your WHSProStation anywhere you want.

Full-screen charting, positions, orders and alarms displayed.

Different indicators available.

Discover everything WHSProstation Android app has to offer.



WH SELFINVEST
Est. 1998
Luxemburg, France, Belgium,
Poland, Germany, Netherlands

Copyright 2007-2011: all rights attached to this guide are the sole property of WH SelfInvest S.A. Reproduction and/or transmission of this guide by whatever means is not allowed without the explicit permission of WH SelfInvest. Disclaimer: this guide is purely informational in nature and can in no way be construed as a suggestion or proposal to invest in the financial instruments mentioned. Persons who do decide to invest in these financial instruments acknowledge they do so solely based on their own decision and risks. All information contained in this guide comes from sources considered reliable. The accuracy of the information, however, is not guaranteed.

Login and main window

Working with the quoteboard

Charts en indicators

Place a trade and manage orders

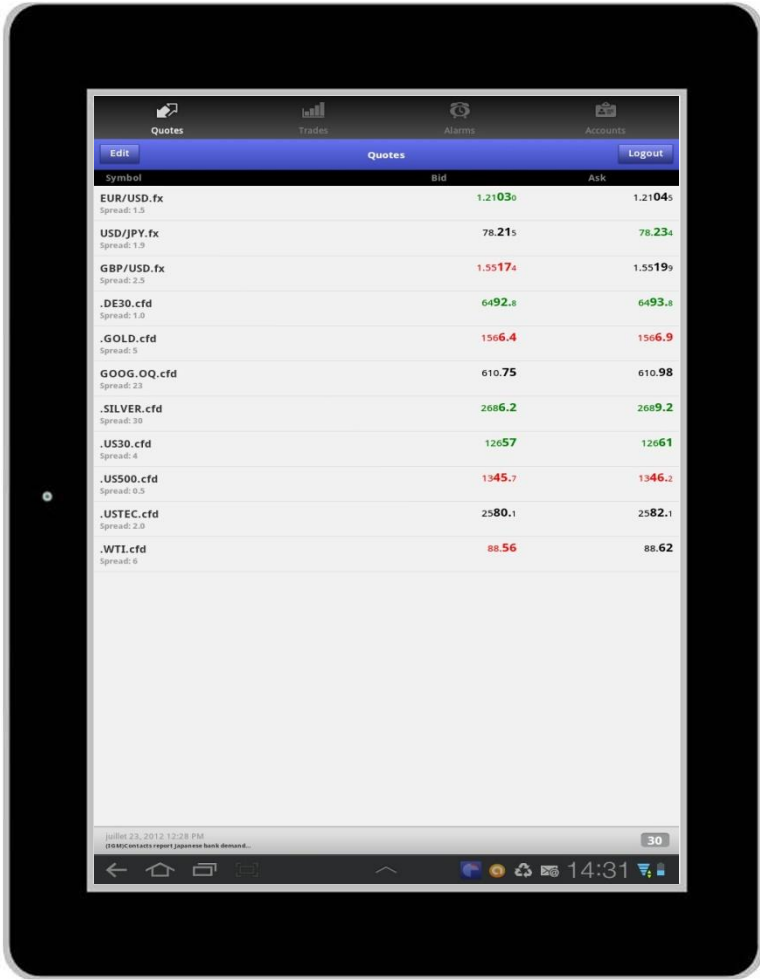
Order management

Alarms

News

Account status





Click to edit the quoteboard

Symbol	Bid	Ask
EUR/USD.fx Spread: 1.5	1.21030	1.21045
USD/JPY.fx Spread: 1.5	78.215	78.234
GBP/USD.fx Spread: 2.5	1.55174	1.55195
.DE30.cfd Spread: 1.0	6492.8	6493.8
.GOLD.cfd Spread: 5	1566.4	1566.9
GOOG.OQ.cfd Spread: 23	610.75	610.98
.SILVER.cfd Spread: 30	2686.2	2689.2
.US30.cfd Spread: 4	12657	12661
.US500.cfd Spread: 0.5	1345.7	1346.2
.USTEC.cfd Spread: 2.0	2580.1	2582.1
.WTI.cfd Spread: 6	88.56	88.62

To add

To remove

To move up or down

To view quote details, the chart, to place a trade

Done Edit Cancel

Add new symbols

- EUR/USD.fx
Euro/US Dollar Spot
- USD/JPY.fx
US Dollar/Japanese Yen Spot
- GBP/USD.fx
GB Pound/US Dollar Spot
- .DE30.cfd
Germany 30 cash
- .GOLD.cfd
Spot Gold
- GOOG.OQ.cfd
GOOGLE INC
- .US30.cfd
US Wall Street 30 cash
- .US500.cfd
US SPX 500 cash
- .USTEC.cfd
US Tech 100 cash
- .WTI.cfd
SPOT WTI Light Crude Oil

Charts and indicators

Click to place a trade

Click to edit the chart and to add an indicator



3 Chart types available

Select your indicator

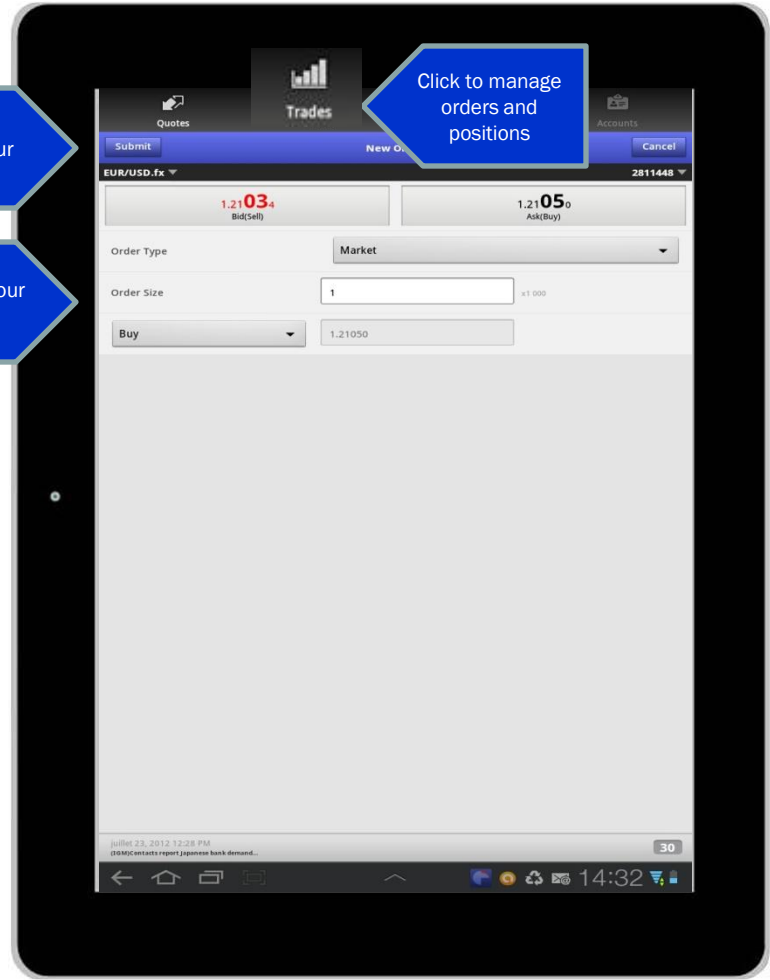
Chart Type	
Bar	<input type="radio"/>
Candle	<input checked="" type="radio"/>
Line	<input type="radio"/>

Indicator	
None	<input checked="" type="radio"/>
Moving Average Simple	<input type="radio"/>
Moving Average Exponential	<input type="radio"/>
Moving Average Triangular	<input type="radio"/>
Moving Average Weighted	<input type="radio"/>
Moving Averages Convergence/Divergence	<input type="radio"/>
Bollinger Bands	<input type="radio"/>
Relative Strength Index	<input type="radio"/>
Momentum	<input type="radio"/>
Slow Stochastic	<input type="radio"/>
Fast Stochastic	<input type="radio"/>
Commodity Channel Index	<input type="radio"/>
Demand Oscillator	<input type="radio"/>

Click to submit your order

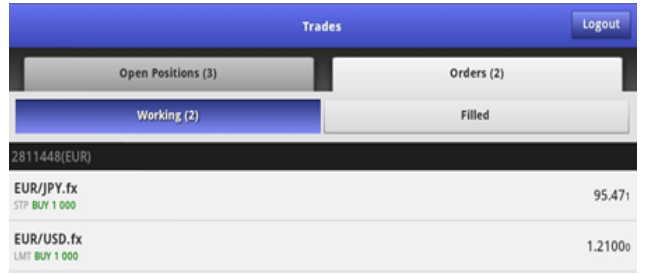
Details of your order

Click to manage orders and positions



Available order types

Order management



To check your orders

Click to see working orders

Click to see any filled order

Click to modify or cancel a working order

Orders (2)	
Working (2)	Filled
2811448(EUR)	
EUR/JPY.fx STP BUY 1 000	95,471
EUR/USD.fx BUY 1 000	1.21000

To check your positions

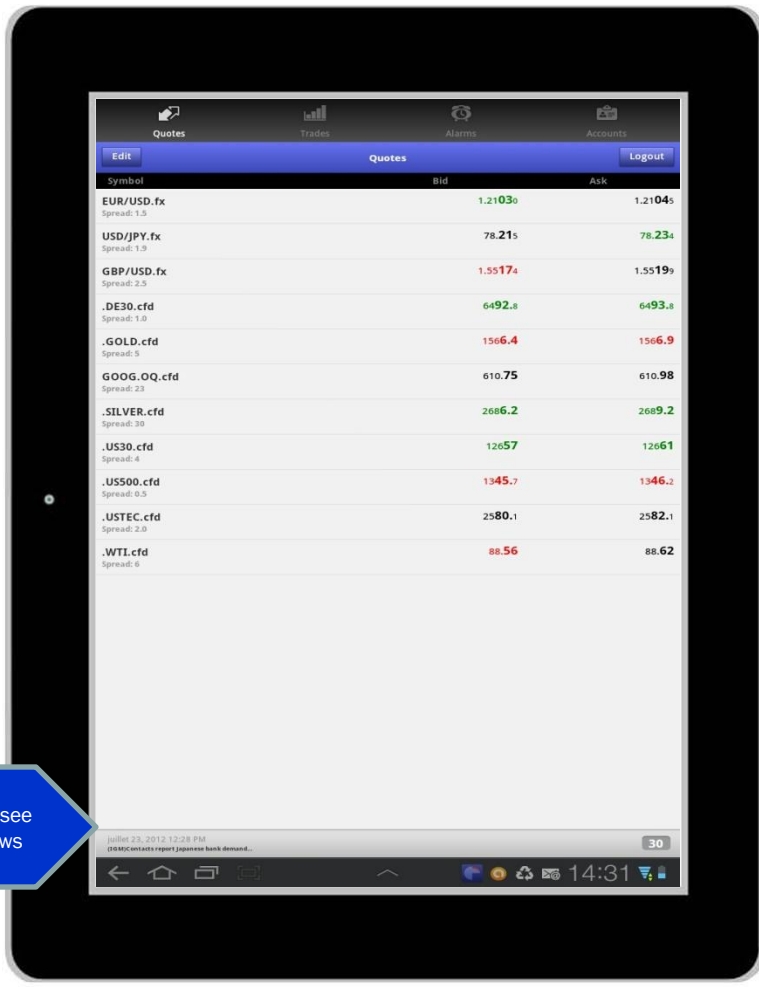
Click to close or protect an open position

Open Positions (8)	
576571(EUR)	38.79
MGOLD.cfd	28,29
AUD/USD.fx 17.10.2012 SELL 10 000 1.08 CALL	30,62
AUD/USD.fx 17.10.2012 SELL 10 000 0.9 PUT	58,24
EUR/USD.fx 21.11.2012 SELL 10 000 1.22 PUT	-72,00
EUR/USD.fx 16.01.2013 SELL 10 000 1.32 CALL	-27,70
EUR/USD.fx 16.01.2013 SELL 10 000 1.18 PUT	20,90
USD/CAD.fx 19.09.2012 SELL 20 000 1.08 CALL	93,52
USD/PLN.fx 15.08.2012 SELL 10 000 3.7 CALL	107,01



The screenshot shows the 'New Alarm' form in the trading application. The form is titled 'New Alarm' and has 'Submit' and 'Cancel' buttons. Below the title, there are two price boxes: '6709.5 Bid(Sell)' and '6710.5 Ask(Buy)'. The form includes the following fields:

Field	Value
Condition	>=
Price	6710.0
Email alert	<input checked="" type="checkbox"/>
SMS Alert	<input checked="" type="checkbox"/>



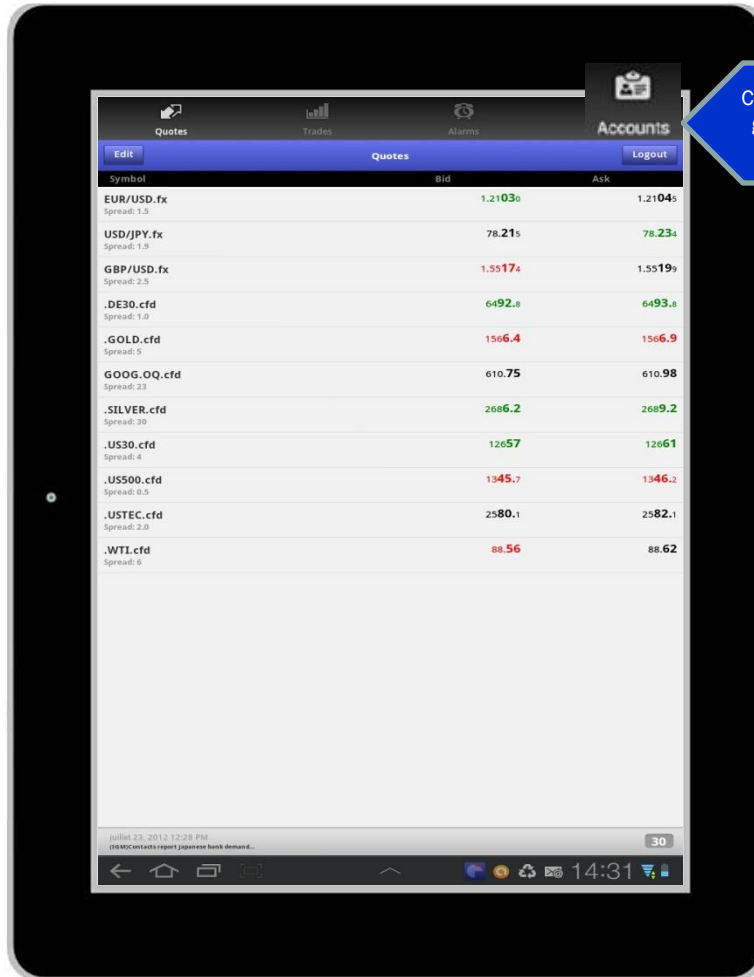
Click to see the News

News

- August 3, 2012 11:33 AM - 1 minute ago
(ReutersNewsfeedFX) Details of India's 2020 bond auction - RBI
- August 3, 2012 11:33 AM - 1 minute ago
(ReutersNewsfeedFX) London gold 1030 fix - Aug 3 - 1595.00 dlrs
- August 3, 2012 11:33 AM - 1 minute ago
(ReutersNewsfeedFX) Greek central bank chief defends Piraeus-ATEbank deal
- August 3, 2012 11:31 AM - 3 minutes ago
(ReutersNewsfeedFX) Details of India's 2032 bond auction - RBI
- August 3, 2012 11:31 AM - 3 minutes ago
(ReutersNewsfeedFX) Details of India's 2026 bond sale - RBI
- August 3, 2012 11:30 AM - 4 minutes ago
(ReutersNewsfeedFX) Details of India's 2041 bond auction - RBI
- August 3, 2012 11:28 AM - 6 minutes ago
(IGM)|FOCUS COMMENT: NOT REALLY THE RIGHT TIME| After near constant warnings from the Japanese admins...
- August 3, 2012 11:28 AM - 6 minutes ago
(ReutersNewsfeedFX) Key Euribor rate flat after ECB meeting
- August 3, 2012 11:28 AM - 6 minutes ago
(ReutersNewsfeedFX) Romanian leu hits new record low vs euro

August 3, 2012 11:38 AM

(IGM)Having cleared those earlier 1.2200/10 spec offers as specs took comfort from the modestly better overall EMU...
Having cleared those earlier 1.2200/10 spec offers as specs took comfort from the modestly better overall EMU services PMI, [EUR/USD] continues to enjoy an extended rally, reaching 1.2245 so far. Next offers are now targeted around 1.2250-70. Talk of an asset reallocation trade from bonds into equities has also coincided with the gains, and falling yields on peripheral EZ bonds is also being witnessed.



Click to check the global status of your account

Accounts	
Cash(EUR)	50,000.00
Available Equity	46,900.04
Total Equity	49,942.85
Unrealized P/L	0.00
Floating P/L	1215.78
Margin Req.	3,042.81
Risk Level	1,641%